


AMERICAN METAL PRODUCTS, INC.  
4026 Silver Star Rd Suite A  
Orlando, FL 32808



# 2025 Catalog



- Providing our customers with quality service
- Commercial quality fabrication at competitive prices
- Custom fabrication with quick turnaround time

4026 Silver Star Rd Suite A  
Orlando, FL 32808

Tel: (407) 293-0090 Fax: (407) 293-0098  
Email: [info@americanmp.com](mailto:info@americanmp.com)  
[www.americanmp.com](http://www.americanmp.com)

**AMERICAN METAL PRODUCTS, INC.**

# When you need METAL... think AMERICAN!

Since it began operations in 1982, American Metal Products has built a reputation for customized, quality fabricated metal products.

Our manufacturing facility is located off Silver Star Rd on the West Side of Orlando, Florida. Our equipment consists of a computer controlled laser cutter guaranteeing precision and consistency. A computer controlled punch press. Computer controlled press break, metal parts are formed at 135 ton capacity. Tube rolling can be done on our custom built roller. Our experienced craftsmen are capable of fabricating a variety of products utilizing aluminum, copper, galvanized, stainless steel and carbon steel.



Metal components in this kiosk supplied by AMP

## ◆ SPECIALTY FABRICATION

- ◆ Animal Control Cages
- ◆ Architectural Shapes
- ◆ Carts
- ◆ Computer Kiosks
- ◆ Convention Exhibits
- ◆ Corner Guards
- ◆ Counter Tops
- ◆ Custom Art Deco Finishes
- ◆ Informational Kiosks
- ◆ Lighting Fixtures
- ◆ Marine Components
- ◆ Railings
- ◆ Restaurant Equipment
- ◆ Signage
- ◆ Statuary
- ◆ Wall Clad Backsplash

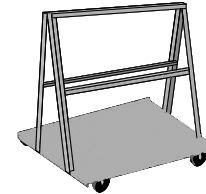
## ◆ CAPABILITIES

Laser Cutting - Shearing - Punching - Forming - Tube & Sheet Rolling -  
Welding - Polishing - Sand Blasting - Powder Coating



### Drapery Cart

A durable cart rugged enough to stand up to the roughest use, but light enough to be moved fully loaded. Carts are constructed of steel and primed. 2 sizes available - 6' & 10' long



### A-Frame Cart

Fully welded galvanized construction, great for moving bulky sheets of plywood, glass or metal. 12ga deck and angle frame with 6" phenolic wheels. 48" L x 30" W x 56" Tall



### Aluminum Wire Storage Cart

Aluminum construction—won't rust. Aluminum wire mesh sides, doors and back. 4 fixed solid aluminum shelves. 4" locking swivel casters. Padlock ready doors—lock not included. Ships assembled. 48" L x 30" W x 72" tall



### 3 Compartment Utility Sinks


16ga. stainless steel 400 series. 14" deep sinks 8" backsplash. 1-1/2" rolled front edge. Custom sizes made to order. Designed for applications when NSF is not required.



### Counter Tops

16ga. stainless steel T304 formed tops. Choose a product that will last forever. Stain resistant. Choose from square, marine or rolled edges.

Also available in a thicker stainless - 14ga.

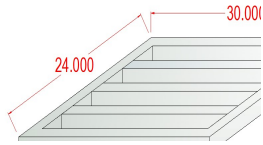


### Wall Clad - Backsplash

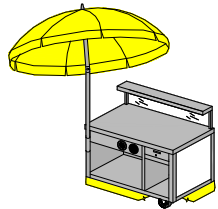
20ga. stainless steel T304 #3 brushed finish formed pattern panels. Available in quilted (shown), sunray, square block, burnished and swirl patterns. Also available in mirror finished.

Also available in copper.

### Aluminum Tube Dolly

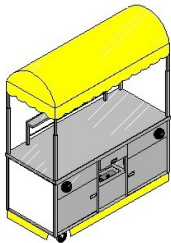


Dolly is made from 2" square aluminum tube and fully welded with .187" plates in which the casters are mounted to.  
30" L x 24" W



### General Food Cart - 3254 - S AMP

The perfect starter cart. No plumbing or sinks. Stainless steel construction. Cash drawer and 2 cup dispensers. Open area for storage. Vinyl umbrella and skirt.  
54" L x 24" W




### General Food Cart - 3272 AMP

A general food cart with water and electrical. Hand sink mounted below lockable cash drawer. 2.5 gallon hot water heater, 5 gallon fresh water tank, 10 gallon waste tank. Backlit canopy. Cup dispensers and locking storage doors.  
72" L x 32" W



### General Food Cart - 3254 AMP

Includes a hand sink with a self contained water system and a 10 gallon waste tank. Stainless steel construction. Cash drawer and 2 cup dispensers. Vinyl umbrella and skirt.  
54" L x 24" W



### Wall Mounted Shelves

Constructed of 16ga stainless steel with rear turned up. Front and ends to be turned down 1-1/2". Corners welded and polished. Shelf stud welded to 14ga stainless steel brackets on no more than 60" centers.




### Forklift Work Platform

Steel tube construction with steel diamond plate floor. Heavy duty stainless steel hinges and lock. Gray primed finish. 1000 lbs. Capacity. Optional casters available.

## ◆ LASER CUTTING

Our Laser Cutter is a 4000 watt Amada CO2 Laser with (2) 5' x 10' cutting beds which allows faster production and turnaround times. We are capable of cutting material over 10', if your project requires it.



We have the ability to etch the metal as well. This can be used to etch serial numbers on the parts.

Thickness Capabilities: Carbon Steel up to .50"

Stainless Steel up to .375"

Aluminum up to .250"


High precision (+/- 0.005")

## ◆ CARTS

From shave ice carts to walk in kiosk carts, we offer a variety of styles and options to customize a cart to your exact specifications. We are proud of our reputation for manufacturing high quality, fully welded, durable stainless steel carts. Our designs focus on operator convenience, ease of maintenance and curb appeal. We have several stock model carts that serve as general food service carts. Visit our website to see some of our products on display.

## ◆ RESIDENTIAL

AMP now brings our many years of commercial fabrication to the residential arena. The products are limitless: countertops - backsplashes - custom sinks - cabinets - tables - shelves - copper trays - range hoods - furniture - pot racks - railings - kitchen and patio carts.



Mirror Polished Stainless Steel Formed Artwork

## ◆ POWDERCOATING

The environmentally safe and economical electrostatic finishing process. Our in house powder coating facility provides a durable and impact resistance finish. Complete any project with a superior powder coat finish in a variety of colors and textures.

## ◆ SIGNAGE

Utilizing our MIG and TIG welders we can fabricate your sign needs such as sign cabinets, post and lettering. Fabricating exhibit signage with rolled tubing and unusual shapes is our specialty. Ask about our special polished finishes.

### Corner Guards



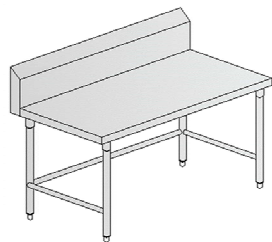
Our Corner Guards can be custom ordered in various Materials, Finishes, Gauges (thickness), Sizes, and Angles.

Choose from Stainless Steel, Aluminum, Aluminum Diamond Plate, Brass, Copper, Steel, or Galvanized.

Order with holes for screws or just attach with Two Sided Tape, Silicone or Liquid Nails.

Can be ordered in 96", 48", 24", or a custom length.

Choose a 90°, 135°, or a custom angle.



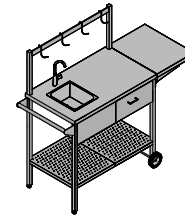
### Worktables - Stainless Steel

Tops constructed of 16ga stainless steel with square formed edge and sides. 4" high backsplash if specified. 14ga galvanized reinforcing channel under top. 1-5/8" stainless steel legs with adjustable bullet feet. Can be fitted with an undershelf.



### Utility / Computer Cart - CC3624-AMP

Handsome fully welded stainless steel computer cart mounted on casters for mobility. Enclosed on the back and sides. Drawer opens to reveal keyboard. 36" L x 24" W



### Outdoor Serving Cart 2458-DR AMP

Multi-purpose commercial quality stainless steel cart. Hand sink connects to a garden hose. Fold out shelf for more counter space. Drawer and large undershelf for storage. Also available with an enclosed bottom. 58" L x 24" W



### Sink Cart - 2240 AMP

Three compartment sink on top. Hand sink mounted below top. Welded stainless steel construction. Lockable access door. Self contained water system with a 10 gallon waste tank. Heater and pump included. 40" L x 22" W



### Sink Cart - 2432-2 AMP

Double compartment hand sink cart. Welded stainless steel construction. Lockable access door. Self contained water system with a 10 gallon waste tank. Heater and pump included. Can be a 1, 2 or 3 compartment hand sink on top. 24" L x 32" W



### General Food Cart 3660 AMP

A basic general food cart with eye catching aluminum frame canopy. Cart is stainless steel construction. Large open area for storage. 60" L x 36" W